

2023-2024 ACADEMIC YEAR

# NEWSLETTER

AGE 5


HOW WE ORGANISE OURSELVES

An inquiry into the interconnectedness of human-made systems and communities; the structure and function of organizations; societal decision-making; economic activities and their impact on humankind and the environment. The structure of a business may determine its success.

PAGE 1:  
VOCABULARY



PAGE 2: MATHS  
& STEAM



PAGE 3: CCL



PAGE 4/5/6:  
COOKING



PAGE 7: P.E. &  
OUTDOOR ACTIVITIES



PAGE 8: FUN  
TECH



PAGE 9: STORY  
O'CLOCK



PAGE 10: LINKS  
& QR CODES

PAGE 11/12:  
SNAPSHOTS

# Vocabulary

## SHAPES AND SIZE

Square  
Circle  
Triangle  
Rectangle  
Star  
Diamond  
Heart  
Oval  
Big  
Small  
Medium

## COLORS

Red  
Pink  
Blue  
Orange  
Purple  
Yellow  
White  
Brown  
Black  
Green

## CLASSROOM OBJECTS

Scissors  
Crayons  
Markers  
Paper  
Play dough  
Glue stick  
School bag  
Bin  
Cupboard  
Book  
Eraser  
Table  
Chair  
Door  
Window

## STEAM

Square  
Circle  
Small  
Medium  
Big / Large  
Colors  
Shapes  
Patterns

## NUMBERS

Numbers 1- 10

## ESSENTIAL AGREEMENT

Raise your hand  
Toilet please  
Water please  
Sit down  
Stand up  
Line up  
Clean/ Tidy up  
Circle time

# Maths & STEAM



We became little artists and mixed the primary colors blue-yellow and red to form secondary colors.

We worked on our sorting and counting skills using different materials. Students worked at different stations taking turns.




We made patterns using our little teddy bears and fruits. We had the opportunity to recognize how patterns form and we created our own pattern.



# Child Centered Learning

Our young explorers had a blast in the park! They divided into teams, hiding and seeking school objects. After a thrilling guessing game, they put their observation skills to the test. Learning through fun and adventure!



We explored the concept of a mystery box. Our little detectives were called to the front of the class, where an classroom object was concealed inside the box. With senses sharp, they explored the texture and shape without revealing the contents.


We used different cut-out shapes to create what we desire the most using our imaginations!



# & Let's get cooking!

## Fruit Salad

- Seasonal Fruits such as;
- Pear, apple, banana, grapes
- Coconut powder
- Powdered Sugar



Take a piece (half or quarter) of each fruit, and as many grapes as you want, then cut them with a safe knife ( We recommend knives made of bamboo ). Put the pieces in a bowl and sprinkle some coconut powder or powdered sugar on top. Enjoy!



## Chef's Hats!

In one of our cooking activities we made our own chef hats and became little chefs! We first colored and decorated the hat the way we wanted. Then we cut it out and stuck it on a crown made from cardboard.



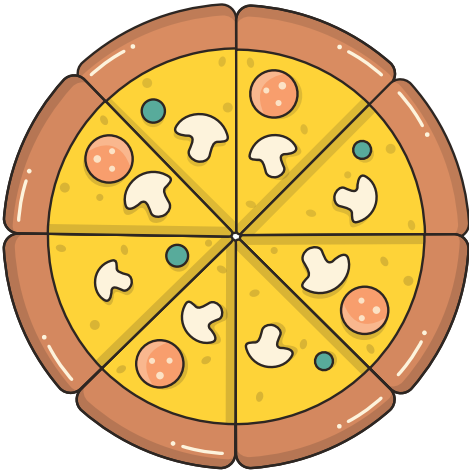
# & Let's get cooking!

## Chocolate Chip Muffins

- 2 eggs
- 2/3 cup of sugar
- 1/2 of milk
- 1/2 cup of butter
- 1 package of baking powder
- 1 package of vanilla
- Half a package of chocolate chips
- 1 cup of flour
- Powder sugar (for topping)



Put all the ingredients in a bowl and make sure it's mixed well, and then put it in the muffin papers. Cook it for 30 minutes at 180 °C oven. When the cake is baked and cooled down you can sprinkle some powder sugar on top.



## Pizza Craft



Students chose their favorite ingredients and cut them out to stick on their pizza. If they wanted extra toppings, they drew them with their markers. In the end, we also watched a short video of how pizza is made.




# & Let's get cooking!

## Chocolate Cake

- 3 eggs
- 1 cup of sugar
- 1 cup of milk
- ½ cup of vegetable oil
- 1 package of baking powder
- 1 package of vanilla
- 1 package of cocoa
- 1 package of chocolate chip
- 2 1/2 cups of flour
- Powder sugar (for topping)



Put all the ingredients in a bowl and make sure it's mixed well, and then put it in a baking pan. Cook it for 30 to 40 minutes at 180 °C oven. When the cake has cooked and cooled down, you can sprinkle powdered sugar on top.



# P.E AND OUTDOOR ACTIVITIES



## PERSONAL AND SOCIAL BEHAVIOUR

We tried to highlight the value of physical activity while exhibiting responsible personal and social behaviour that respects self and others.

## BODY CONTROL

We increased our body control through, workouts and exercises which require us to use our arms and legs simultaneously.




## SPORTSMANSHIP

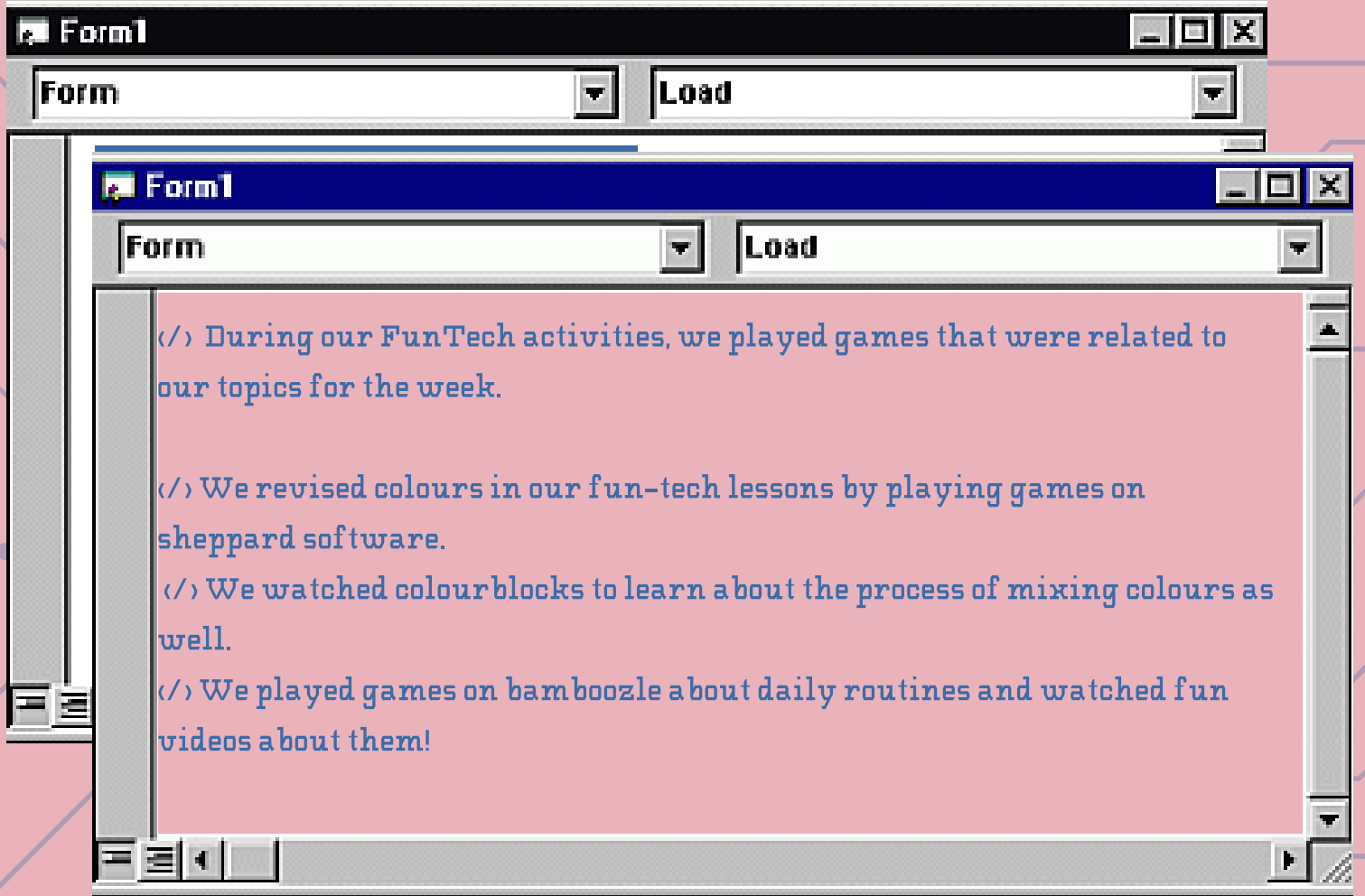
We emphasised the importance of sportsmanship, ensuring kids understand that whether they win or lose they always need to remain respectful.






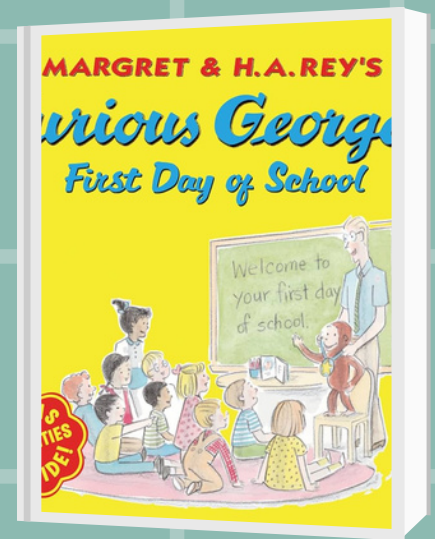


# FUN TECH



# Story O'Clock

"Curious George's First Day of School" unveiled the world of colors. We learned the fascinating art of mixing colors. The story sparked our imagination with vibrant possibilities.



"Goldilocks and the Bears" introduced us to the world of shapes and sizes. After the story, we engaged in a sequencing activity inspired by "Cheeky Monkey".



# Gold Mine

Here's some QR codes to some of the stories and songs we listened to in class so you can enjoy them at home too!

**Wheels on the bus**



**What's your favorite color?**



**Shapes are all around**



**School objects**



**Rainbow song**



**Minigon and numbers**



**Counting numbers**



# SNAPSHOTS



# SNAPSHOTS

